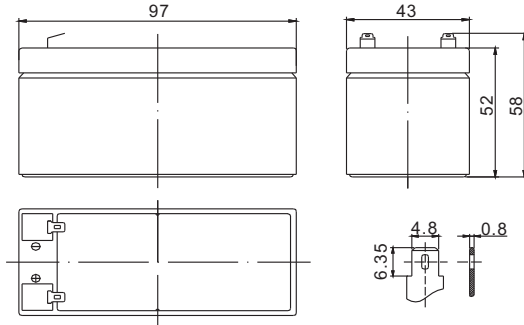


# Standard Series FP1212 12V1.2Ah



## Dimension(mm)



T1  
Terminal



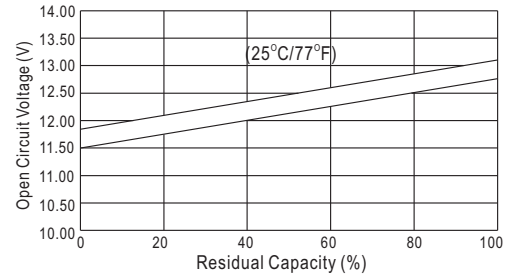
## Specification

Nominal Voltage		12 V
Capacity(20HR, 25°C)		1.2 Ah
Dimension	Length	97mm (3.82inch)
	Width	43mm (1.69inch)
	Height	52mm (2.05inch)
	Total Height	58mm (2.28inch)
Approx. Weight		0.59kg (1.30lbs)

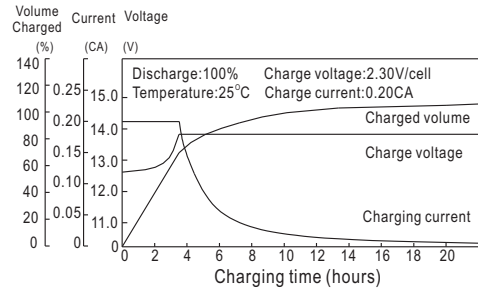
## Characteristics

Capacity 20°C (68°F) To 1.70V/Cell	20 hour rate	1.2Ah
	10 hour rate	1.2Ah
	5 hour rate	1.1Ah
	1 hour rate	0.79Ah
	15 min rate	0.6Ah
Internal resistance(Fully charged, 25°C)		Approx. 95m Ω
Capacity affected by temperature (20HR)	40°C	102%
	25°C	100%
	0°C	85%
	-15°C	65%
Self-discharge (25°C)	3 month	Remaining Capacity: 91%
	6 month	Remaining Capacity: 82%
	12 month	Remaining Capacity: 65%
Nominal operating temperature		25°C ± 3°C (77°F ± 5°F)
Operating temperature range		-15°C ~ 50°C (5°F ~ 122°F)
Float charging voltage(25°C)		13.60 to 13.80V
Cyclic charging voltage(25°C)		14.50 to 14.90V
Maximum charging current		0.36A
Terminal material		Copper
Maximum discharge current		18A(5 Sec.)

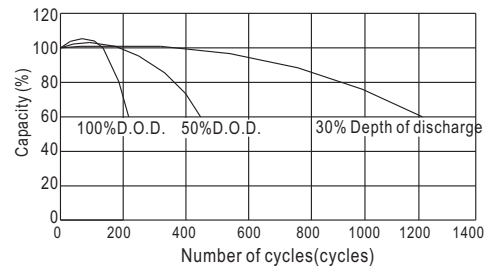
## The Relationship for Open Circuit Voltage and Residual Capacity (25°C)



## Charging Characteristics(25°C)



## Cycle Life(25°C)



## Constant Current Discharge Characteristics (A, 25°C)

F.V./TIME	5min	10min	15min	30min	60min	3h	5h	10h	20h
9.60V	5.00	3.20	2.50	1.45	0.82	0.33	0.22	0.12	0.06
10.2V	4.75	3.04	2.40	1.39	0.79	0.33	0.22	0.12	0.06
10.8V	4.47	2.86	2.28	1.32	0.75	0.32	0.21	0.12	0.06

## Constant Power Discharge Characteristics (Watt, 25°C)

	5min	10min	15min	30min	60min	3h	5h	10h	20h
	55.8	36.1	28.5	16.6	9.50	3.92	2.63	1.44	0.72
	53.0	34.3	27.4	15.9	9.15	3.92	2.63	1.44	0.72
	49.9	32.3	26.0	15.1	8.69	3.80	2.51	1.44	0.72